

Micro Energy Storage

# Release Notes

---

MS-A2

Issue Date: 30.09.2024

## Contents

1. Product Information .....	3
1.1 Product Version .....	3
1.2 Related Product Version.....	3
2. New features in this version .....	3
2.1 Supported adding Shelly devices. ....	3
2.2 Supported adding two MS-A2s.....	3
2.3 Supported temporary load setting. ....	4
3. New feature instructions .....	4
3.1 Adding Shelly devices. ....	4
3.2 Adding two micro storage MS-A2s in one system .....	5
3.3 Temporary load setting .....	6
4. Related Information .....	7
4.1 Firmware upgrade .....	7
4.2 Other information .....	8

## 1. Product Information

### 1.1 Product Version

Product Name	<b>Micro Energy Storage</b>
Product Model	MS-A2-FX
Communication Module Version	V1.02.04
Inverter Version	V1.02.13
BMS Version	V1.1.12.9

### 1.2 Related Product Version

<b>Related Product</b>	APP
<b>Product Name</b>	S-Miles Home
<b>Recommended Version</b>	V1.2.0
<b>Matching Relationship</b>	This and later version

## 2. New features in this version

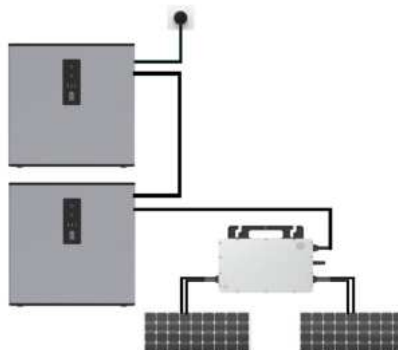
### 2.1 Supported adding Shelly devices.

Shelly smart meter (Shelly Pro 3EM) and Shelly smart plug (Shelly Plus Plug S). Shelly smart meter can be used in conjunction with MS-A2 to realize the export management (Feed-in power to Grid) function. Shelly smart plug can monitor the consumption data to let users know the consumption of some household equipments.



### 2.2 Supported adding two MS-A2s.

Two micro storage MS-A2s can be added in one system, shown as below, to expand the system battery capacity.



### 2.3 Supported temporary load setting.

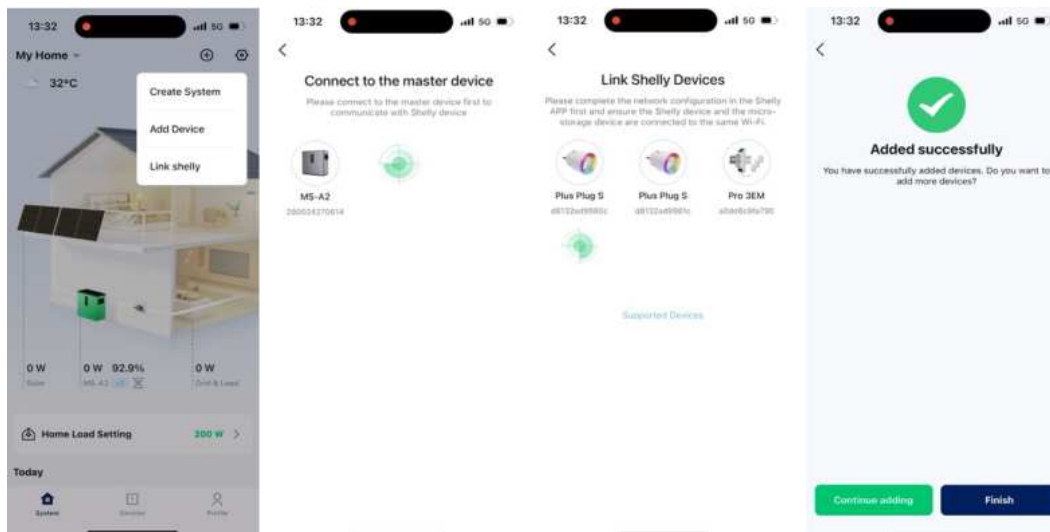
Temporary load can be set to meet the needs of electrical appliances at specific times.

## 3. New feature instructions

### 3.1 Adding Shelly devices.

#### 3.1.1 Adding Shelly devices process

1. Created a system with MS-A2.
2. Click “Link Shelly”
3. Click MS-A2 icon
4. Click Shelly device icon
5. Shelly device added successfully.



*Notes: Shelly device to be added in the MS-A2 system needs to be configured to the same Wi-Fi router as the micro-storage device.*

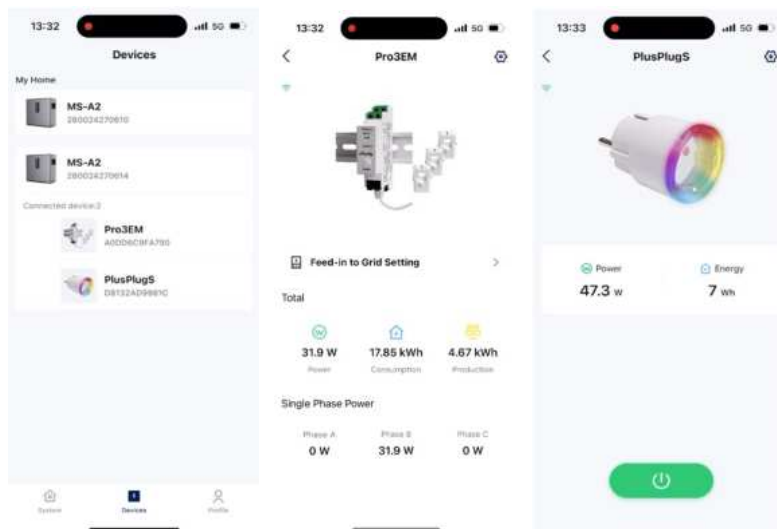
*A micro-storage system can add up to 5 Shelly devices. And only one smart meter can be added, which is added by default on the grid side.*

#### 3.1.2 Viewing Shelly devices

Shelly smart meter power and Shelly smart plug power can be easily seen on the homepage of the system, as the Grid data and Smart Plug data.

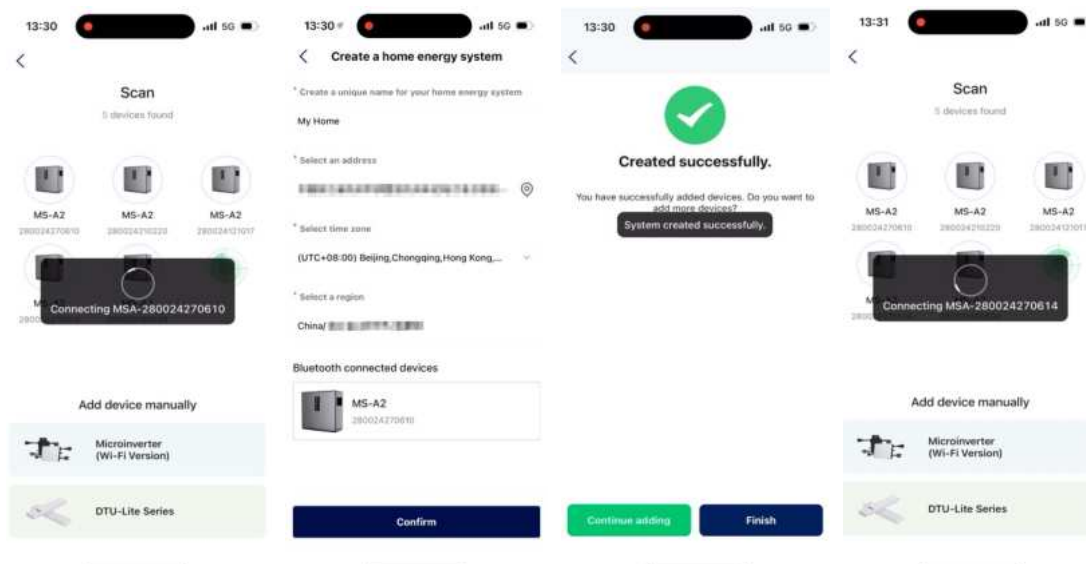


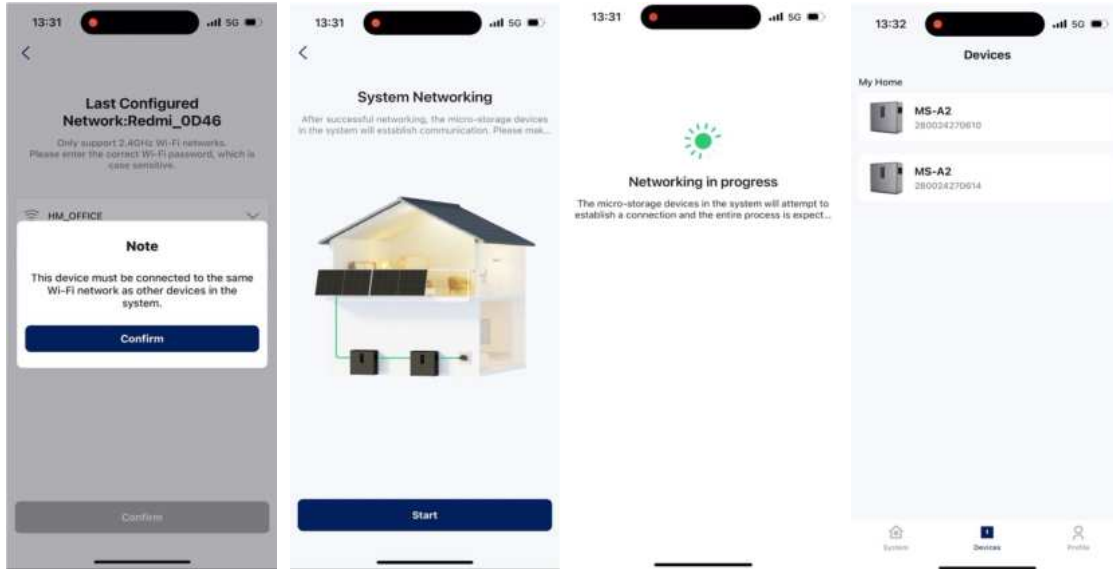
For more information about Shelly devices, you can click the device list on the page of Devices, and check the page of Shelly device. Meter data and export management (Feed-in power to Grid) setting can be seen on the page of Shelly meter, and plug power data and control function can be seen on the page of Shelly smart plug.



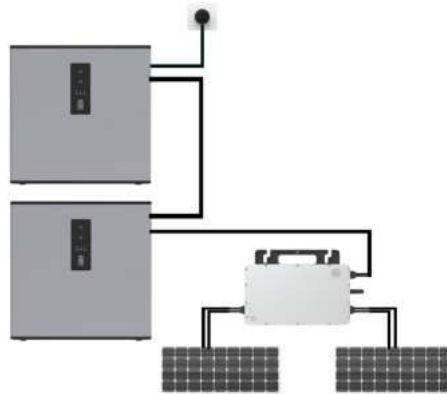
### 3.2 Adding two micro storage MS-A2s in one system

1. Scan the devices and click to connect the first MS-A2.
2. Enter the information and create a system.
3. Click “Continue adding” to scan the devices, and then click the second MS-A2.
4. Configure the Wi-Fi network.
5. System networking.
6. System created.





Note: Two MS-A2s need to be electrically connected according to the diagram, shown as below, and configured to the same Wi-Fi network.



### 3.3 Temporary load setting

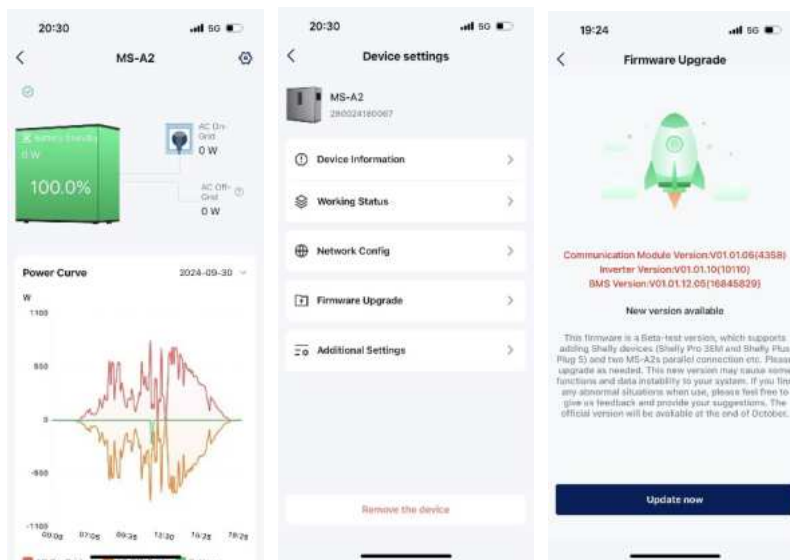
For the function of setting load power, users can add set the temporary load to meet the short-term needs of specific power appliances, such as washing machines, rice cookers, etc. The user sets the required load and duration of the corresponding electrical appliance, and after the set time, this temporary setting will be disabled.

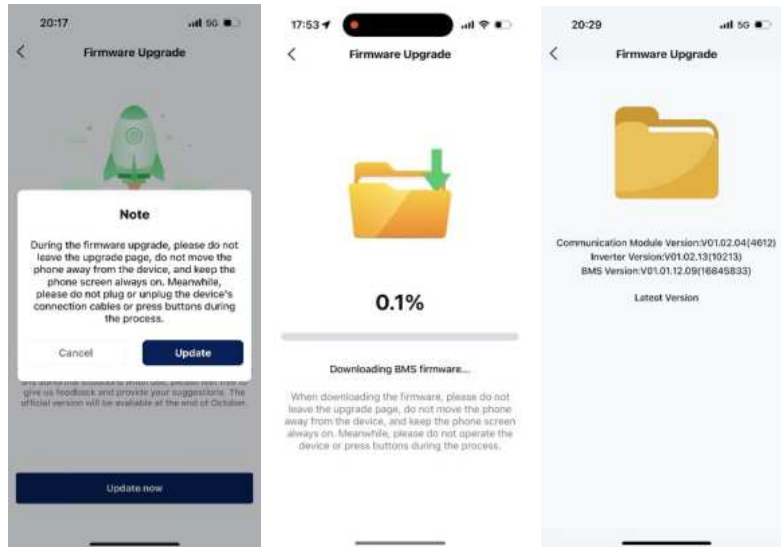


## 4. Related Information

### 4.1 Firmware upgrade

1. Go to MS-A2 device page and click the setting button in the upper right corner.
2. Click “Firmware Upgrade”.
3. Check the information and firmware version on the page and click the button “Update Now”. DO not leave the upgrade page when upgrading.
4. Firmware upgraded.





#### 4.2 Other information

This firmware is a Beta-test version, which supports adding Shelly devices (Shelly Pro 3EM and Shelly Plus Plug S) and two MS-A2s parallel connection etc. Please upgrade as needed.

This new version may cause some functions and data instability to your system. If you find any abnormal situations when use, please feel free to give us feedback and provide your suggestions. The official version will be available at the end of October.