

Hi-MO X10

LR7-54HVD 475~500M

- Highest efficiency with the best energy generation performance
- N-type TaiRay wafer & HPBC2.0 & 0BB innovative structure
- O-Anti-Shading & Prevent Localized Overheating
- Longer product warranty, better service

25

25-year Warranty for
Materials and Processing

30

30-year Warranty for Extra
Linear Power Output

Complete System and Product Certifications

IEC 61215, IEC 61730, UL 61730

ISO9001:2015: ISO Quality Management System

ISO14001: 2015: ISO Environment Management System

ISO45001: 2018: Occupational Health and Safety

IEC62941: Guideline for module design qualification and type approval

LONGI



24.5%
MAX MODULE
EFFICIENCY


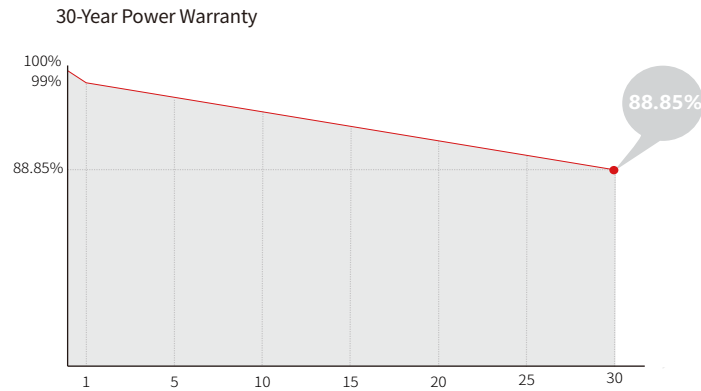
0~3%
POWER
TOLERANCE

<1%
FIRST YEAR
POWER DEGRADATION

0.35%
YEAR 2-30
POWER DEGRADATION

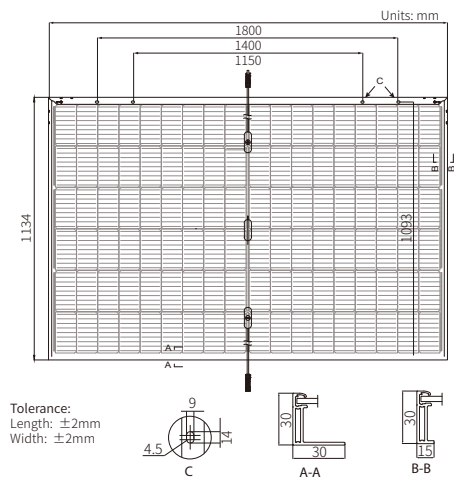
BC-CELL
LOWER OPERATING
TEMPERATURE

Additional Value



Mechanical Parameters

Cell Orientation	108 (6 × 18)
Junction Box	IP68
Output Cable	4mm ² , +400, -200mm/±1200mm length can be customized
Glass	Double glass 2.0mm coated tempered glass+1.6mm semi-tempered glass
Frame	Black anodized aluminum alloy frame
Weight	23.5kg
Dimension	1800 × 1134 × 30mm
Packaging	36pcs per pallet / 216pcs per 20' GP / 864pcs per 40' HC



Electrical Characteristics

STC : AM1.5 1000W/m² 25°C NOCT : AM1.5 800W/m² 20°C 1m/s Test uncertainty for Pmax: ±3%

Module Type	LR7-54HVD-475M		LR7-54HVD-480M		LR7-54HVD-485M		LR7-54HVD-490M		LR7-54HVD-495M		LR7-54HVD-500M	
	STC	NOCT	STC	NOCT	STC	NOCT	STC	NOCT	STC	NOCT	STC	NOCT
Maximum Power (Pmax/W)	475	361	480	365	485	369	490	373	495	377	500	381
Open Circuit Voltage (Voc/V)	40.42	38.39	40.53	38.50	40.64	38.61	40.75	38.73	40.86	38.84	40.97	38.95
Short Circuit Current (Isc/A)	14.88	11.93	14.98	12.02	15.08	12.10	15.18	12.19	15.28	12.27	15.38	12.35
Voltage at Maximum Power (Vmp/V)	33.40	31.71	33.51	31.82	33.62	31.93	33.73	32.05	33.84	32.16	33.95	32.27
Current at Maximum Power (Imp/A)	14.23	11.39	14.33	11.48	14.43	11.56	14.53	11.65	14.63	11.73	14.73	11.81
Module Efficiency(%)	23.3		23.5		23.8		24.0		24.3		24.5	

Operating Parameters

Operational Temperature	-40°C ~ +85°C
Power Output Tolerance	0 ~ 3%
Maximum System Voltage	DC1500V (IEC)
Maximum Series Fuse Rating	30A
Nominal Operating Cell Temperature	45 ± 2°C
Protection Class	Class II
Bifaciality	65 ± 5%
Fire Rating	IEC Class C

Mechanical Loading

Front Side Maximum Static Loading	5400Pa
Rear Side Maximum Static Loading	2400Pa
Hailstone Test	25mm Hailstone at the speed of 23m/s

Temperature Ratings (STC)

Temperature Coefficient of Isc	+0.050%/°C
Temperature Coefficient of Voc	-0.200%/°C
Temperature Coefficient of Pmax	-0.260%/°C